





KEY

-  Turbine Locations
-  Study Area Radii
-  Residential Properties Considered within RVAS
-  Residential Properties excluded from study

- 1 - West Toun House
- 2 - 3 Westoun Steadings
- 3 - 1 Westoun Steadings
- 4 - Craigend
- 5 - Westerhouse
- 6 - Blackwood Cottage
- 7 - Station House
- 8 - Braidlea

0 1km
Scale 1:16,000@A3

ITPENERGISED
Earth. Smart. Solutions

Pegasus Group

BLUE ENERGY
3R Energy
Wind • Biomass

Douglas West Wind Farm
 Amendments to Consented Development
Environmental Statement

Figure A6.4.1
Residential properties within 1.2km of the proposed turbines

YCR.2486.064B-15/08/17-SE/ISS