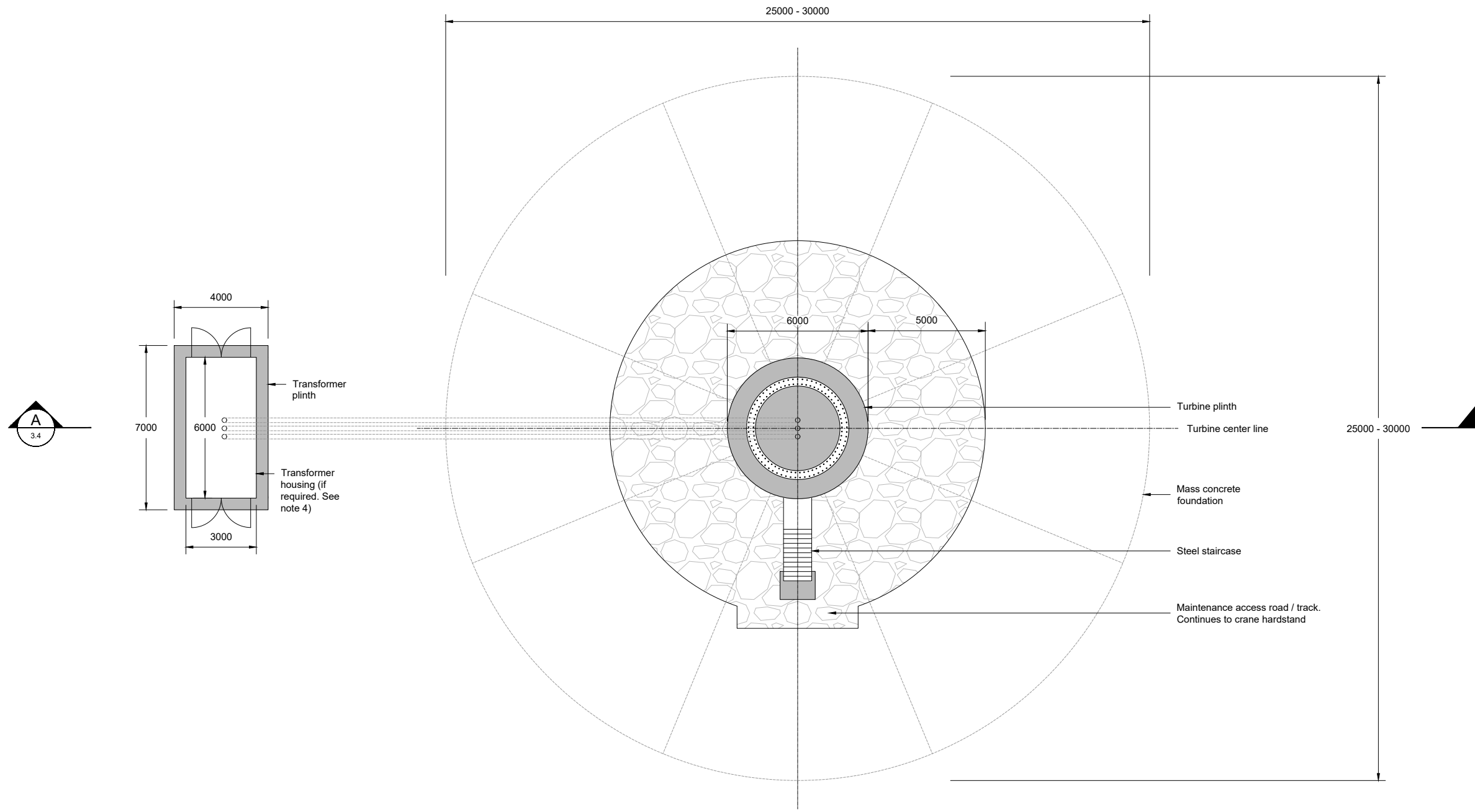
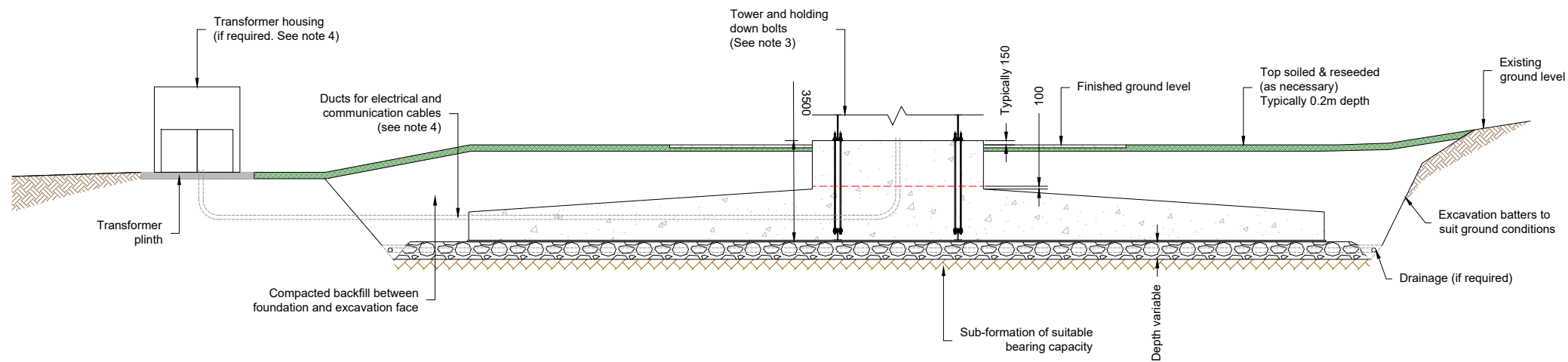


05/02/2025

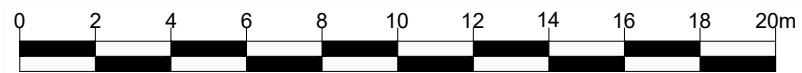
\\slr-local\au\Offices\UK\Edinburgh\Projects\405.065521.00001 - Hagshaw\Tech\CSE\Wiring\Figures\3.4_PO_Indicative Turbine Foundation.dwg



Plan



Section A



Scale 1:200

Notes:

1. All dimensions are in millimeters unless stated otherwise.
2. Dimensions and details are indicative only and may vary due to specific turbine or ground conditions.
3. Bolt arrangement subject to detailed design.
4. An external transformer is not required for all turbines and the need for transformer housing will depend on the turbine selected during detailed design.

Legend:

	Gravel path
	Concrete foundation
	Compacted crushed stone
	Construction joint

P0	Initial issue	31/01/25	LB	MS	RA
Rev	Amendments	Date	By	Chk	Auth



www.slrconsulting.com



Project
Hagshaw Energy Cluster - Western Expansion

Figure Title
Indicative Turbine Foundation

Scale
1:200 @ A3
SLR Project No.
405.065521.00001

Designed N/A	Drawn LB	Checked MS	Authorised RA
-----------------	-------------	---------------	------------------

Date N/A	Date 31/01/2025	Date 31/01/2025	Date 31/01/2025
-------------	--------------------	--------------------	--------------------

Figure Number Figure 3.4	Rev. P0
-----------------------------	------------