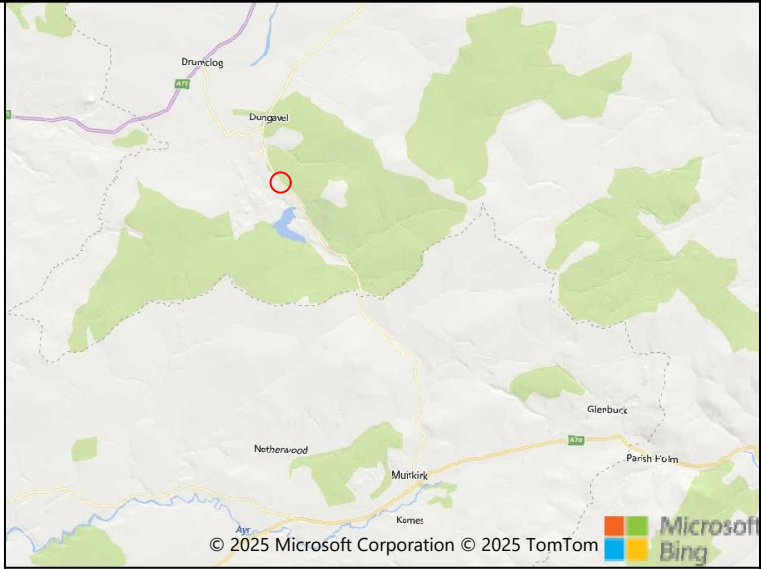
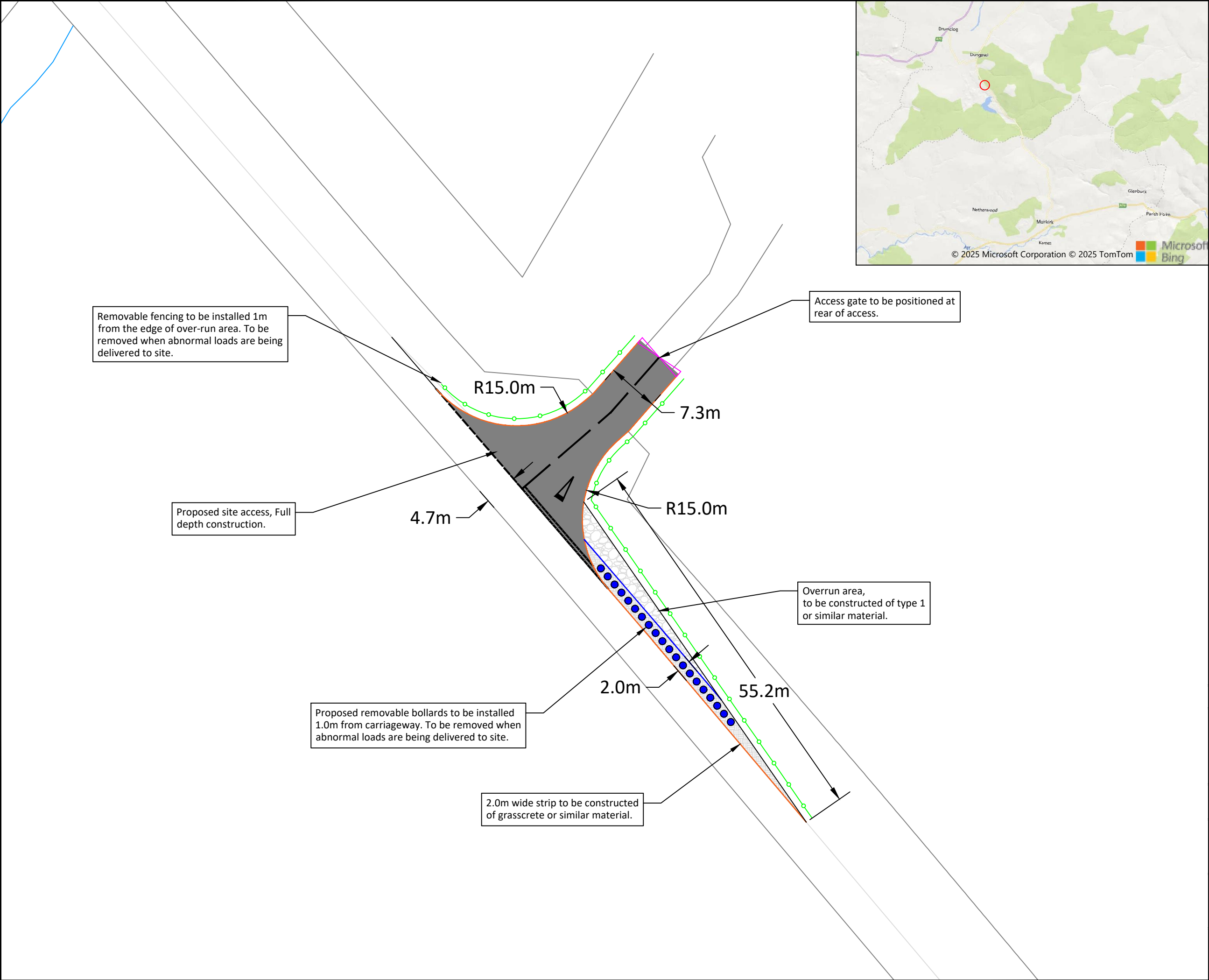


Technical Appendix 11.2

Site Access



This page is intentionally blank.



Notes:

- Do not scale from drawing.
- All dimensions in metres unless otherwise stated.
- Please note that marked service locations are indicative only and should be confirmed by topographical survey.

Key:

- Proposed Type 1 Surfacing or similar material
- Proposed Full Depth Construction
- Proposed Hard Strip
- Proposed Bullnose Kerb
- Proposed Heel Kerb
- Proposed Bollard
- Access Gate
- Removable Fencing

Rev.	Date	Revision details	Drawn	Checked	Approved

© This drawing is the property of SYSTRA Limited and the information can only be reproduced with their prior permission.

SYSTRA
www.systra.com/uk

19 Charlotte Square,
Edinburgh,
EH2 4DF

T 0131 460 1847
E scotland@systra.co.uk

Client

3R Energy

Project

Hagshaw Energy Cluster
Western Expansion

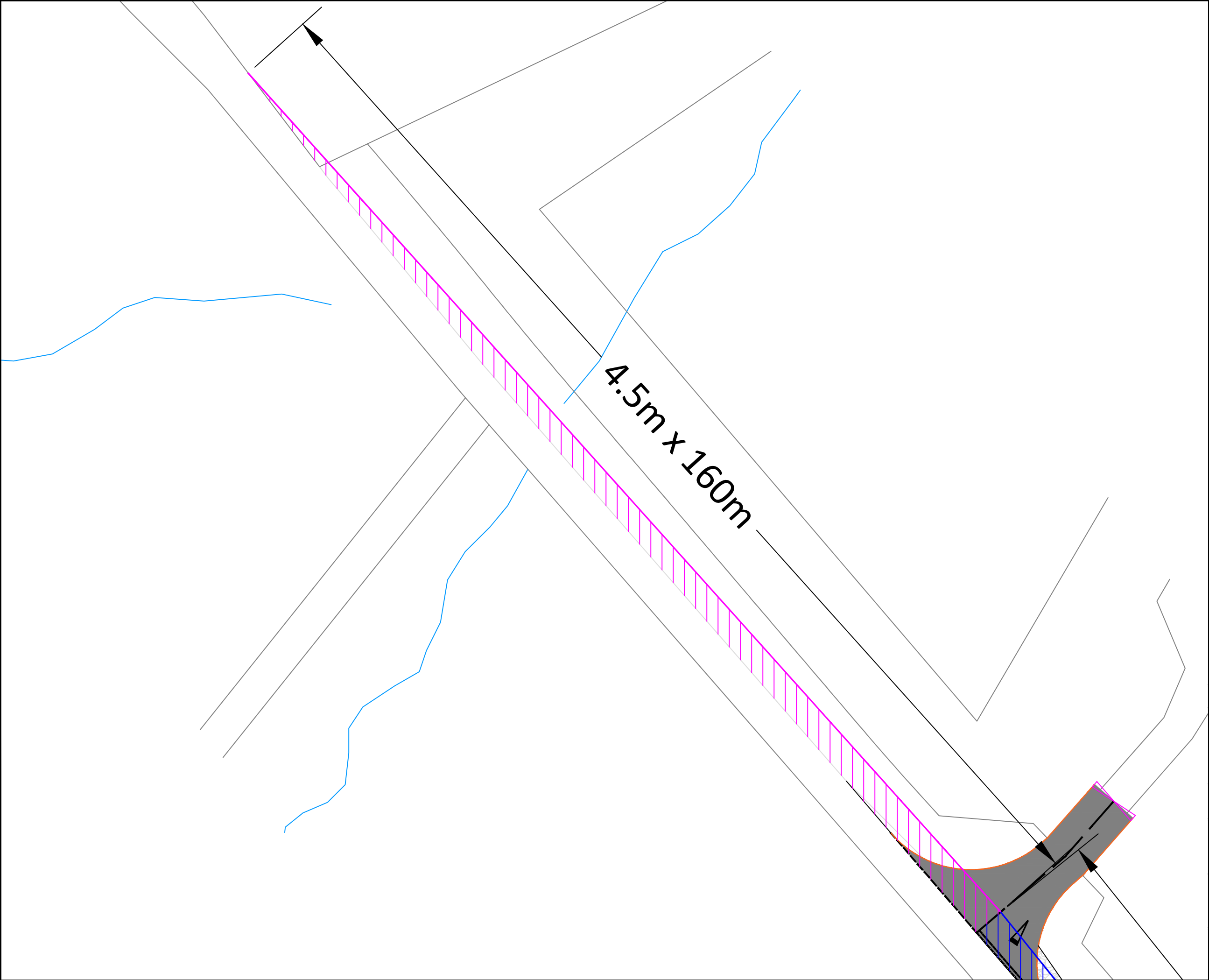
Title

Preliminary Site Access Design
Site Access Point A - Option 1
General Layout

Drawn	Checked	Approved
TF	ADV	ADV
Original dwg. size	Date	Scale
A3	17/03/2025	1:500

Drawing Status	Drawing Number	Rev.
Information	GB01T24G63/2001/I/GL002	A

Contains OS data © Crown copyright [and database rights] [2025] © This drawing and its content are the copyright of SYSTRA Ltd and may not be reproduced or amended except by prior written permission. SYSTRA accepts no liability for any amendments made by other persons.



Notes:

- Do not scale from drawing.
- All dimensions in metres unless otherwise stated.
- Please note that marked service locations are indicative only and should be confirmed by topographical survey.

Key:

Visibility to the north splay

Visibility to the north envelope

Rev.	Date	Revision details	Drawn	Checked	Approved

© This drawing is the property of SYSTRA Limited and the information can only be reproduced with their prior permission.

SYSTRA
www.systra.com/uk

19 Charlotte Square,
Edinburgh,
EH2 4DF

T 0131 460 1847
E scotland@systra.co.uk

Client

3R Energy

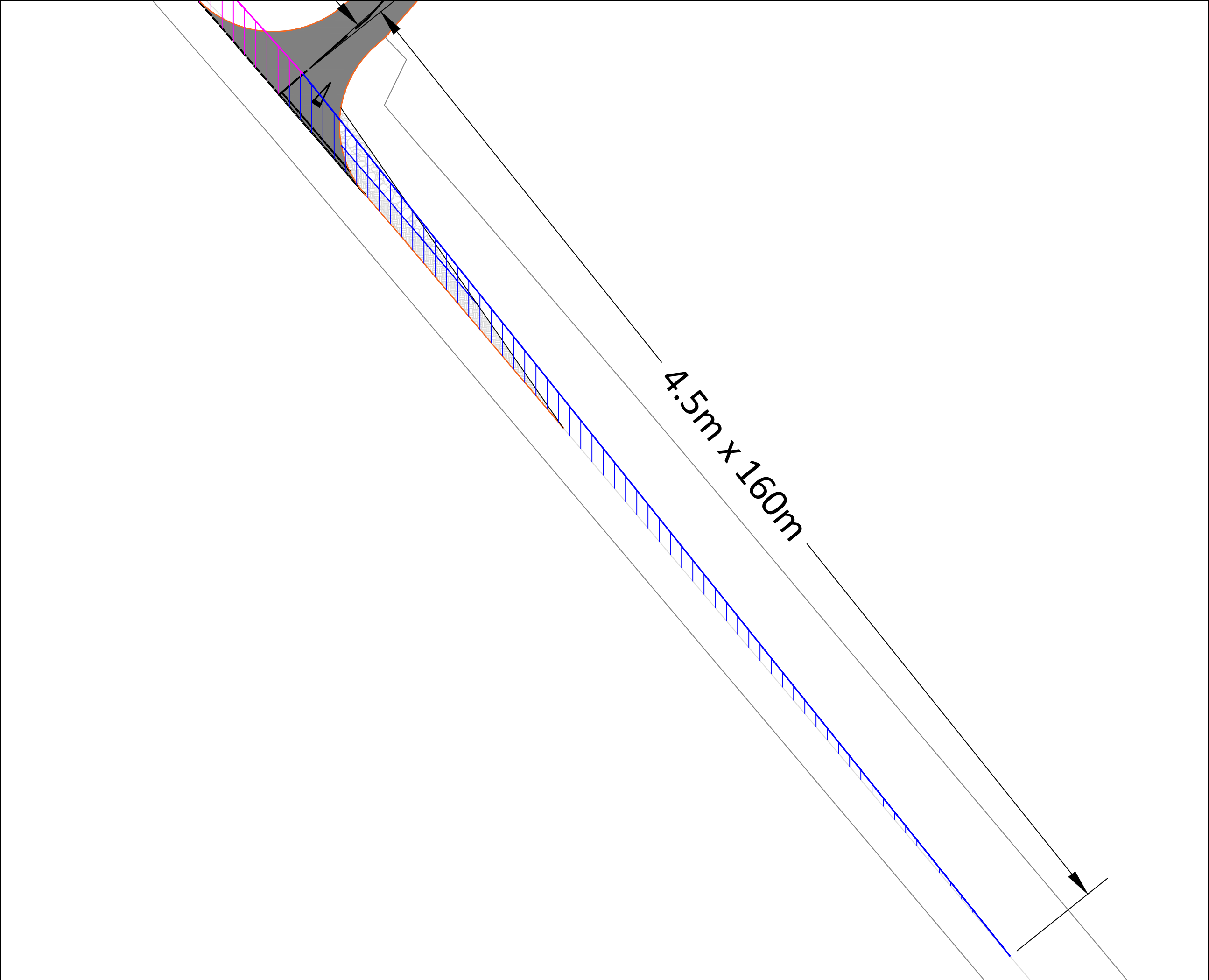
Project

Hagshaw Energy Cluster
Western Expansion

Title

Preliminary Site Access Design
Site Access Point A - Option 1
Visibility to the North

Drawn	Checked	Approved
TF	ADV	ADV
Original dwg. size	Date	Scale
A3	17/03/2025	1:500
Drawing Status	Drawing Number	Rev.
Information	GB01T24G63/2001/I/VBS003	A



Notes:

1. Do not scale from drawing.
2. All dimensions in metres unless otherwise stated.
3. Please note that marked service locations are indicative only and should be confirmed by topographical survey.

Key:

- Visibility to the south splay
- ▨ Visibility to the south envelope

Rev.	Date	Revision details	Drawn	Checked	Approved

© This drawing is the property of SYSTRA Limited and the information can only be reproduced with their prior permission.

SYSTRA
www.systra.com/uk

19 Charlotte Square,
Edinburgh,
EH2 4DF

T 0131 460 1847
E scotland@systra.co.uk

Client

3R Energy

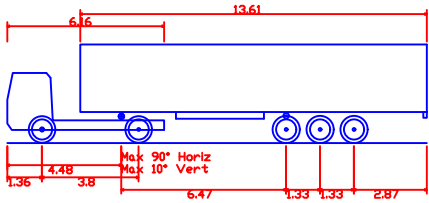
Project

Hagshaw Energy Cluster
Western Expansion

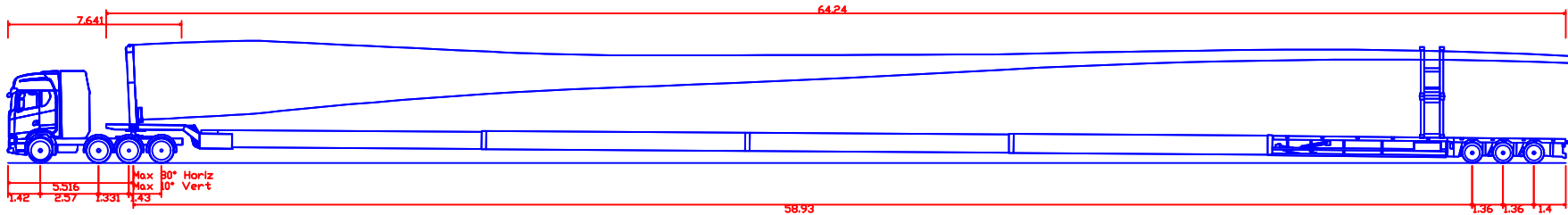
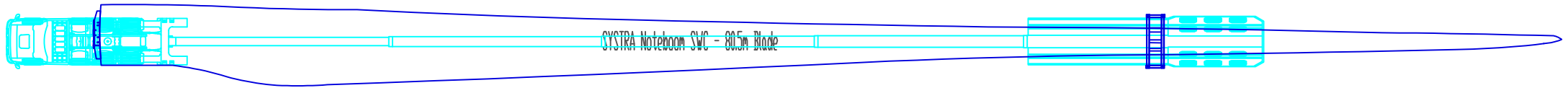
Title

Preliminary Site Access Design
Site Access Point A - Option 1
Visibility to the South

Drawn	Checked	Approved
TF	ADV	ADV
Original dwg. size	Date	Scale
A3	17/03/2025	1:500
Drawing Status	Drawing Number	Rev.
Information	GB01T24G63/2001/1/VBS004	A



FTA Design Articulated Vehicle (2016)
Overall Length 16.480m
Overall Width 6.16m
Overall Body Height 3.870m
Min Body Ground Clearance 0.515m
Max Track Width 2.470m
Lock to lock time 6.00s
Kerb to Kerb Turning Radius 6.600m



SYSTRA Noteboom SWC - 80.5m Blade
Overall Length 66.571m
Overall Width 7.641m
Overall Body Height 3.86m
Min Body Ground Clearance 0.214m
Max Track Width 2.520m
Lock to lock time 6.00s
Max Wheel Angle 45.00°

- Notes:
- Do not scale from drawing.
 - All dimensions in metres unless otherwise stated.
 - Please note that marked service locations are indicative only and should be confirmed by topographical survey.



Key:

Vehicle Outline

Load Outline

Rev.	Date	Revision details	Drawn	Checked	Approved

© This drawing is the property of SYSTRA Limited and the information can only be reproduced with their prior permission.



www.systra.com/uk

18 Charlotte Square,
Edinburgh,
EH2 4DF

T 0131 460 1847
E scotland@systra.co.uk

Client

3R Energy

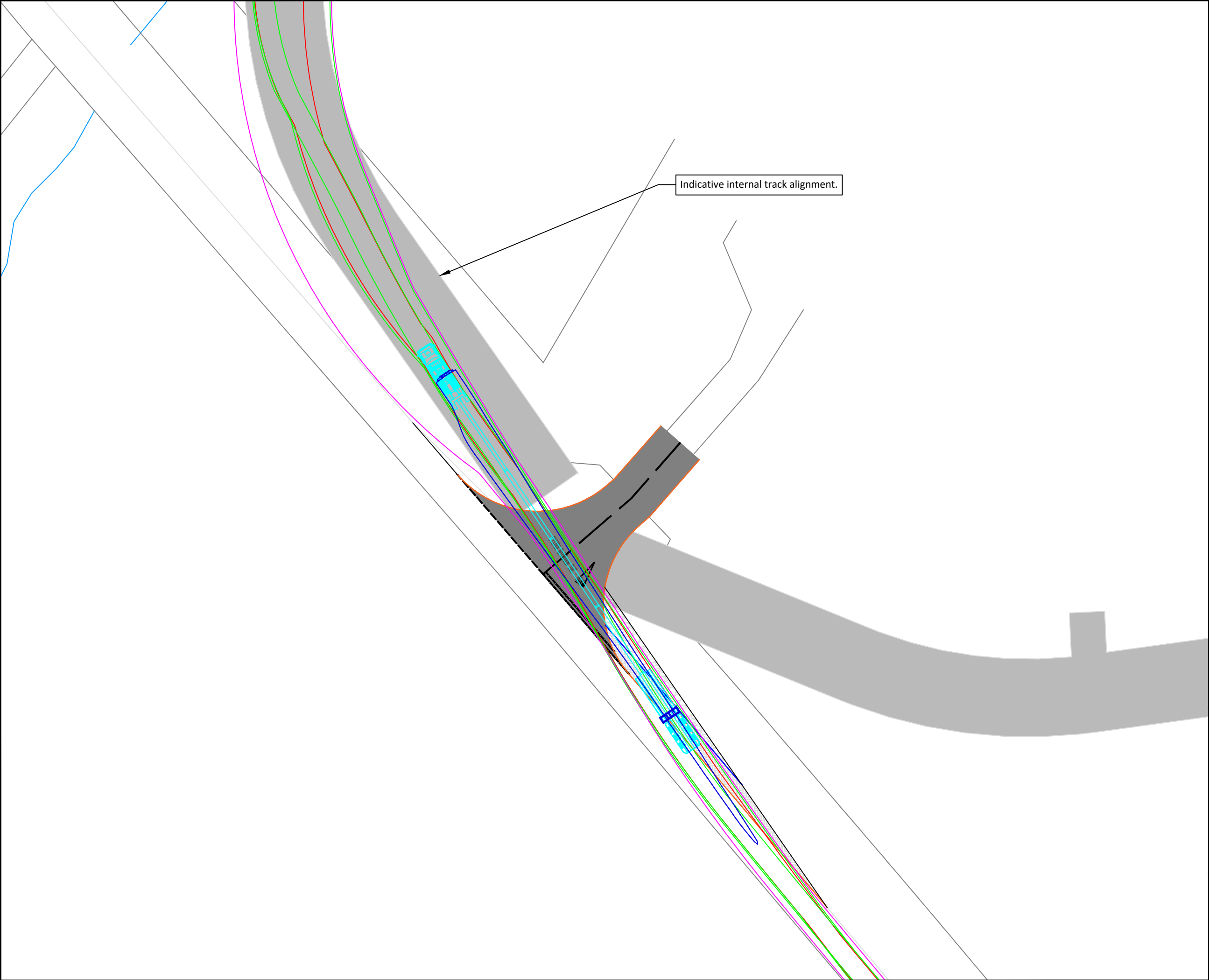
Project

Hagshaw Energy Cluster
Western Expansion

Title

Preliminary Site Access Design
Site Access Point A - Option 1
Design Vehicle Details

Drawn	TF	Checked	ADV	Approved	ADV
Original dwg. size	A3	Date	17/03/2025	Scale	NTS
Drawing Status	Information	Drawing Number	GB01T24G63/2001/1/VEH002	Rev.	A



Indicative internal track alignment.

- Notes:
- 1. Do not scale from drawing.
 - 2. All dimensions in metres unless otherwise stated.
 - 3. Please note that marked service locations are indicative only and should be confirmed by topographical survey.



- Key:
- Blade Transporter Vehicle Outline
 - Blade Outline
 - Over-run envelope of tractor and trailer wheels
 - Over-sail envelope being swept by trailer and trailer bed
 - Over-sail envelope being swept by blade path

Rev.	Date	Revision details	Drawn	Checked	Approved

© This drawing is the property of SYSTRA Limited and the information can only be reproduced with their prior permission.



www.systra.com/uk

19 Charlotte Square,
Edinburgh,
EH2 4DF

T 0131 460 1847
E scotland@systra.co.uk

Client

3R Energy

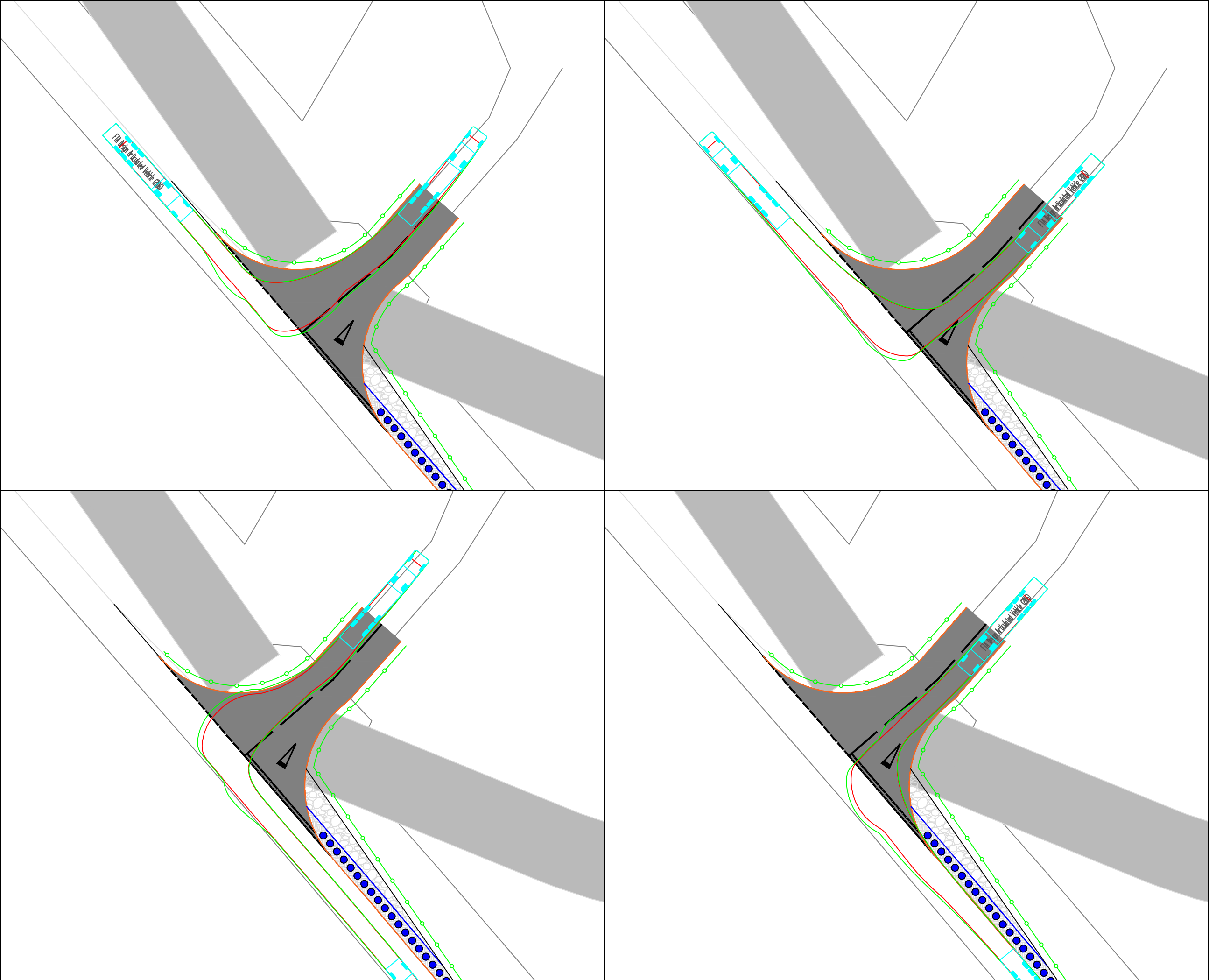
Project

Hagshaw Energy Cluster
Western Expansion

Title

Preliminary Site Access Design
Site Access Point A - Option 1
Swept Path Assessment - 80.5m Blade

Drawn	TF	Checked	ADV	Approved	ADV
Original dwg. size	A3	Date	17/03/2025	Scale	1:500
Drawing Status	Information	Drawing Number	GB01T24G63/2001/1/SPA003	Rev.	A



Notes:

- Do not scale from drawing.
- All dimensions in metres unless otherwise stated.
- Please note that marked service locations are indicative only and should be confirmed by topographical survey.

Key:

- Vehicle Outline
- Over-run envelope of tractor and trailer wheels
- Over-sail envelope being swept by trailer and trailer bed

Rev.	Date	Revision details	Drawn	Checked	Approved

© This drawing is the property of SYSTRA Limited and the information can only be reproduced with their prior permission.

www.systra.com/uk

19 Charlotte Square,
Edinburgh,
EH2 4DF

T 0131 460 1847
E scotland@systra.co.uk

Client

3R Energy

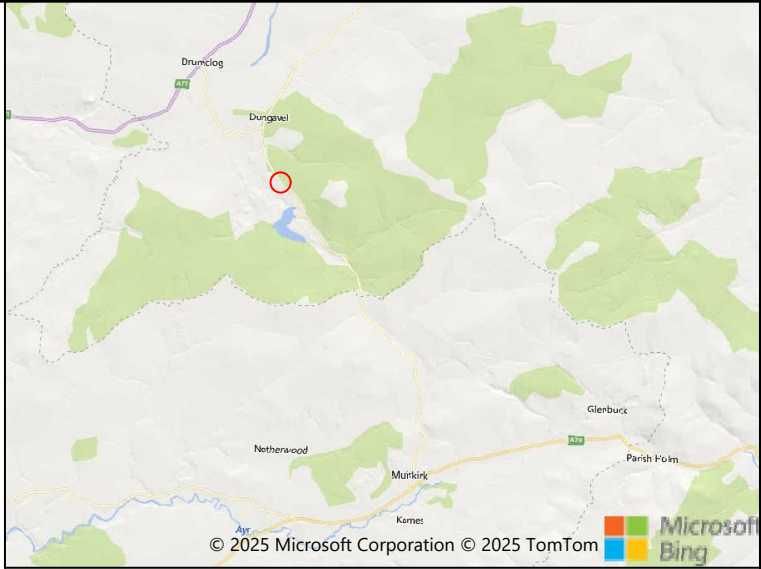
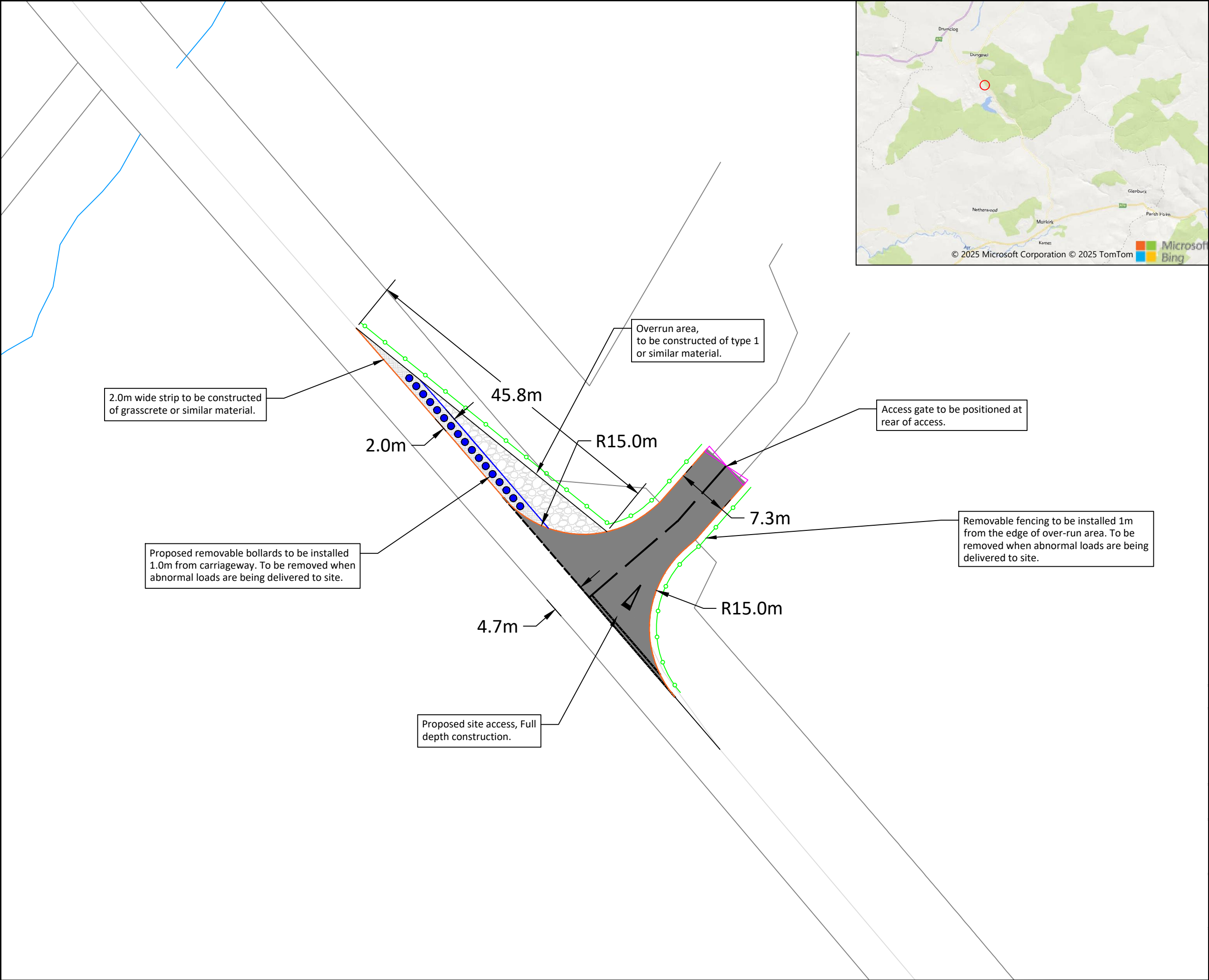
Project

Hagshaw Energy Cluster
Western Expansion

Title

Preliminary Site Access Design
Site Access Point A - Option 1
Swept Path Assessment - Maximum Legal HGV

Drawn	TF	Checked	ADV	Approved	ADV
Original dwg. size	A3	Date	17/03/2025	Scale	1:500
Drawing Status	Information	Drawing Number	GB01T24G63/2001/I/SPA004	Rev.	A



Notes:

- Do not scale from drawing.
- All dimensions in metres unless otherwise stated.
- Please note that marked service locations are indicative only and should be confirmed by topographical survey.

Key:

- Proposed Type 1 Surfacing or similar material
- Proposed Full Depth Construction
- Proposed Hard Strip
- Proposed Bullnose Kerb
- Proposed Heel Kerb
- Proposed Bollard
- Access Gate
- Removable Fencing

Rev.	Date	Revision details	Drawn	Checked	Approved

© This drawing is the property of SYSTRA Limited and the information can only be reproduced with their prior permission.

SYSTRA
www.systra.com/uk

19 Charlotte Square,
Edinburgh,
EH2 4DF

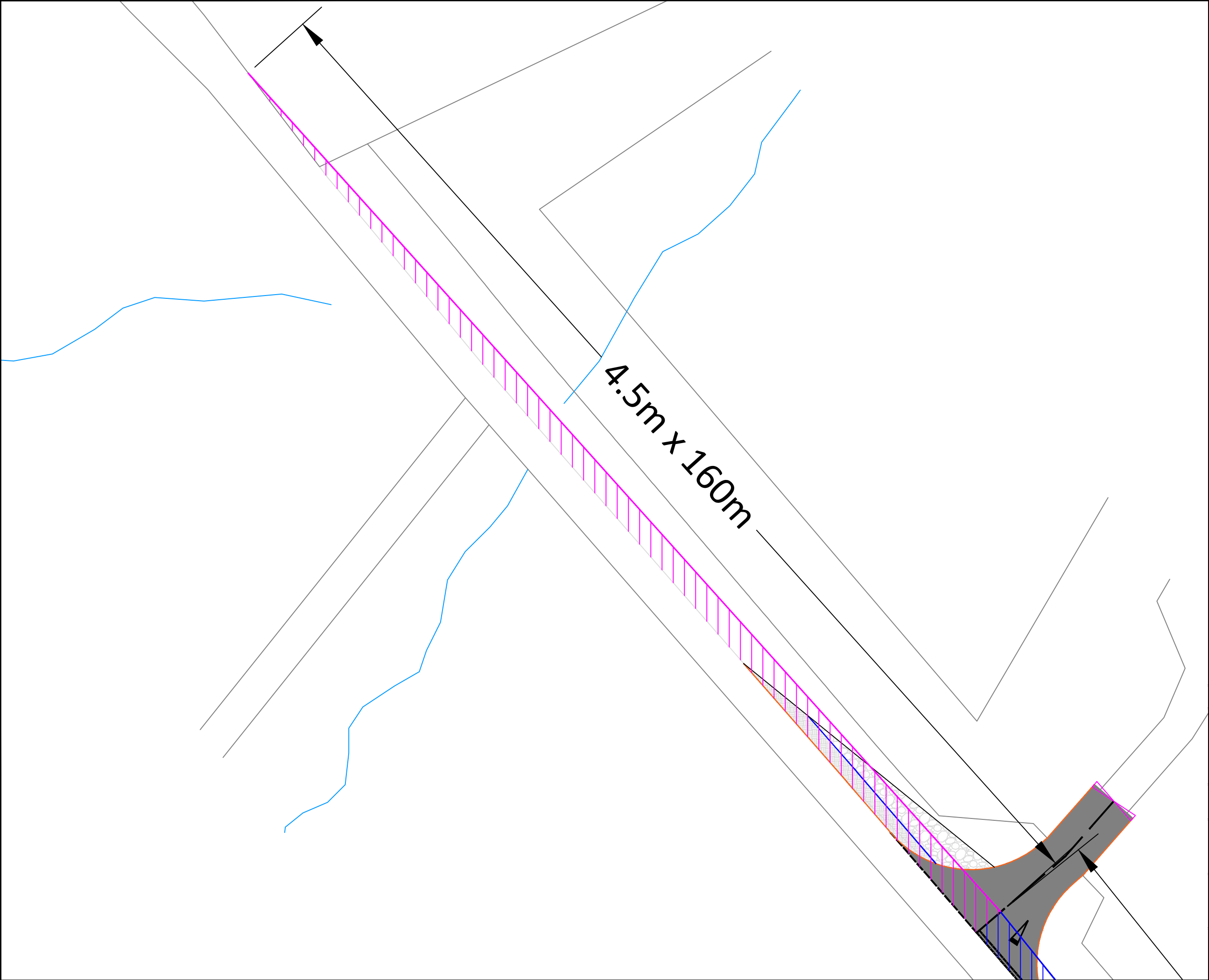
T 0131 460 1847
E scotland@systra.co.uk

Client
3R Energy

Project
Hagshaw Energy Cluster
Western Expansion

Title
Preliminary Site Access Design
Site Access Point A - Option 2
General Layout

Drawn	Checked	Approved
TF	ADV	ADV
Original dwg. size A3	Date 17/03/2025	Scale 1:500
Drawing Status Information	Drawing Number GB01T24G63/2001/I/GL001	Rev. A



Notes:

- Do not scale from drawing.
- All dimensions in metres unless otherwise stated.
- Please note that marked service locations are indicative only and should be confirmed by topographical survey.

Key:

- Visibility to the north splay
- Visibility to the north envelope

Rev.	Date	Revision details	Drawn	Checked	Approved

© This drawing is the property of SYSTRA Limited and the information can only be reproduced with their prior permission.

SYSTRA
www.systra.com/uk

19 Charlotte Square,
Edinburgh,
EH2 4DF

T 0131 460 1847
E scotland@systra.co.uk

Client

3R Energy

Project

Hagshaw Energy Cluster
Western Expansion

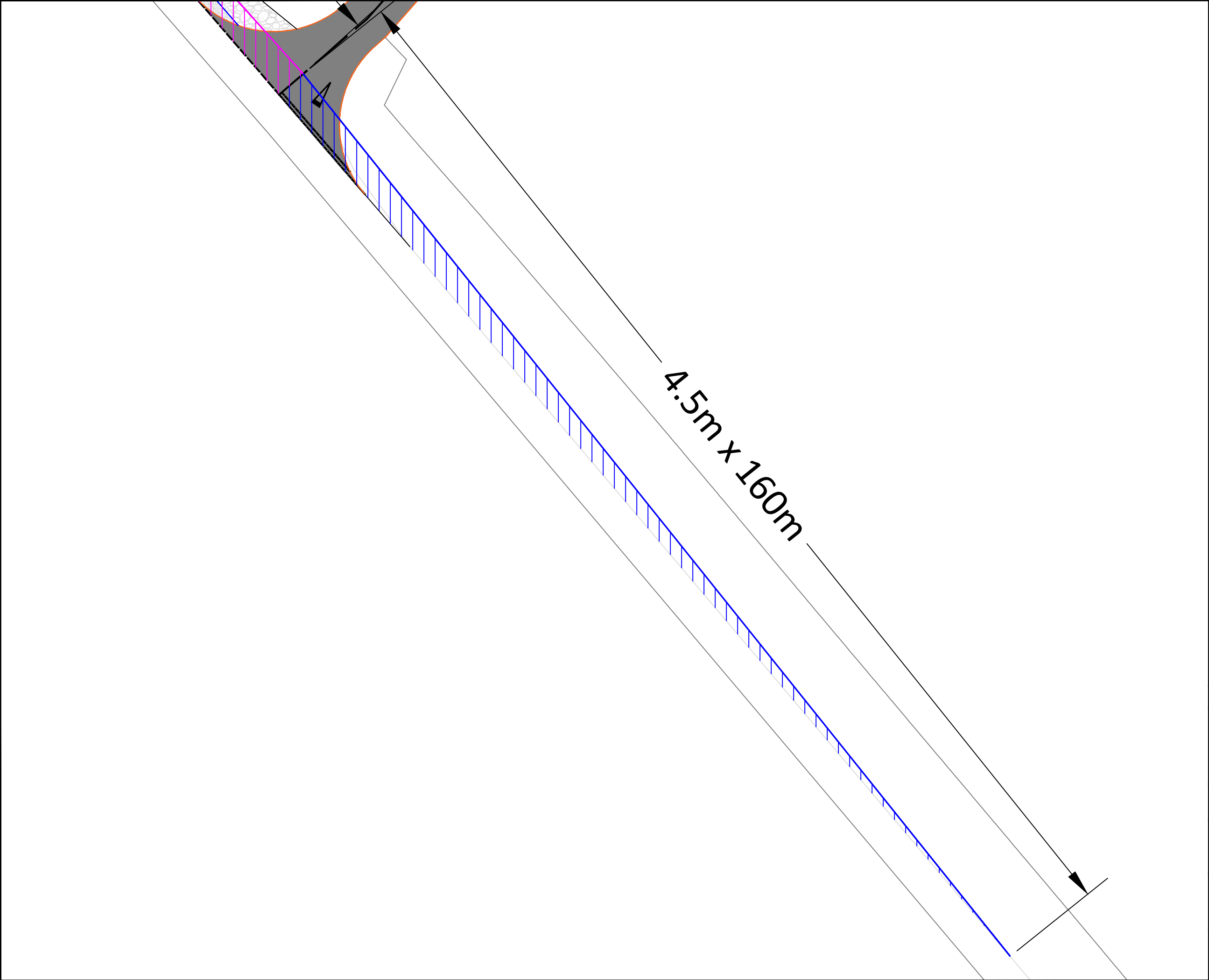
Title

Preliminary Site Access Design
Site Access Point A - Option 2
Visibility to the North

Drawn	TF	Checked	ADV	Approved	ADV
Original dwg. size	A3	Date	17/03/2025	Scale	1:500
Drawing Status	Drawing Number		GB01T24G63/2001/I/VBS001		Rev.
Information			A		A

Contains OS data © Crown copyright [and database rights] [2025]

© This drawing and its content are the copyright of SYSTRA Ltd and may not be reproduced or amended except by prior written permission. SYSTRA accepts no liability for any amendments made by other persons.



Notes:

- Do not scale from drawing.
- All dimensions in metres unless otherwise stated.
- Please note that marked service locations are indicative only and should be confirmed by topographical survey.

Key:

- Visibility to the south splay
- ▨ Visibility to the south envelope

Rev.	Date	Revision details	Drawn	Checked	Approved

© This drawing is the property of SYSTRA Limited and the information can only be reproduced with their prior permission.



www.systra.com/uk

19 Charlotte Square,
Edinburgh,
EH2 4DF

T 0131 460 1847
E scotland@systra.co.uk

Client

3R Energy

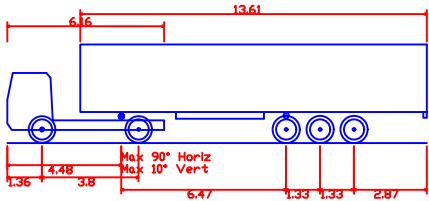
Project

Hagshaw Energy Cluster
Western Expansion

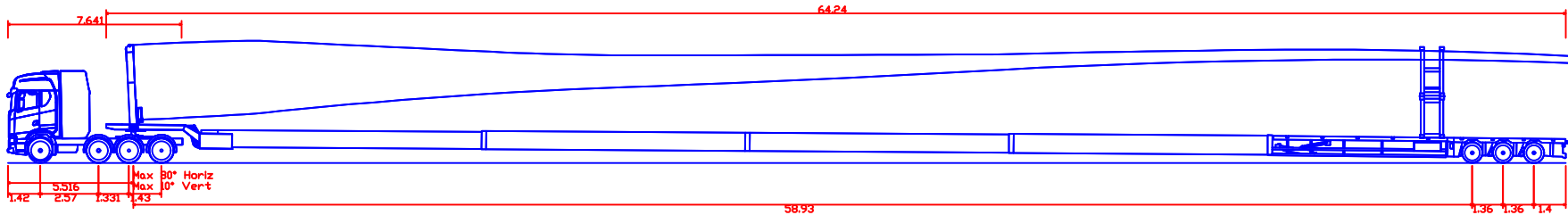
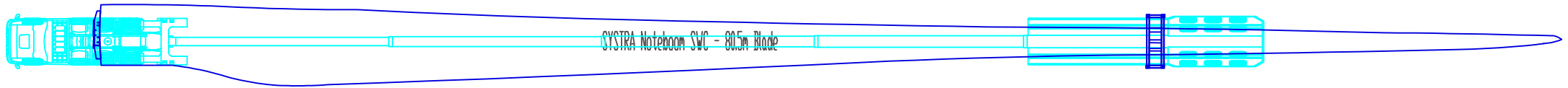
Title

Preliminary Site Access Design
Site Access Point A - Option 2
Visibility to the South

Drawn	Checked	Approved
TF	ADV	ADV
Original dtp. size	Date	Scale
A3	17/03/2025	1:500
Drawing Status	Drawing Number	Rev.
Information	GB01T24G63/2001/1/VBS002	A



FTA Design Articulated Vehicle (2016)
Overall Length 16.480m
Overall Width 6.16m
Overall Body Height 3.870m
Min Body Ground Clearance 0.515m
Max Track Width 2.470m
Lock to lock time 6.00s
Kerb to Kerb Turning Radius 6.600m



SYSTRA Noteboom SWC - 80.5m Blade
Overall Length 66.571m
Overall Width 7.641m
Overall Body Height 3.86m
Min Body Ground Clearance 0.214m
Max Track Width 2.520m
Lock to lock time 6.00s
Max Wheel Angle 45.00°

- Notes:
- Do not scale from drawing.
 - All dimensions in metres unless otherwise stated.
 - Please note that marked service locations are indicative only and should be confirmed by topographical survey.



Key:

Vehicle Outline

Load Outline

Rev.	Date	Revision details	Drawn	Checked	Approved

© This drawing is the property of SYSTRA Limited and the information can only be reproduced with their prior permission.



www.systra.com/uk

18 Charlotte Square,
Edinburgh,
EH2 4DF

T 0131 460 1847
E scotland@systra.co.uk

Client

3R Energy

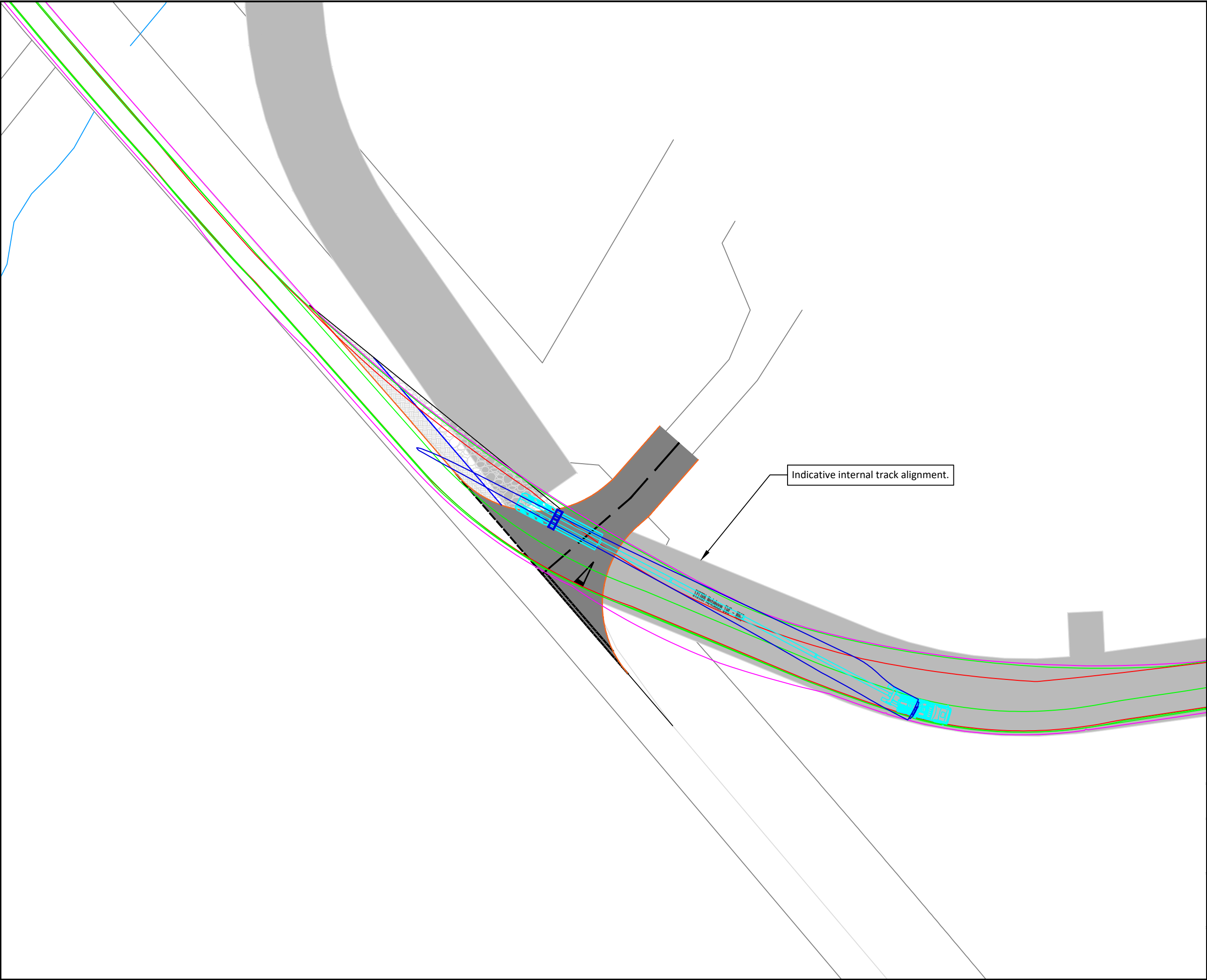
Project

Hagshaw Energy Cluster
Western Expansion

Title

Preliminary Site Access Design
Site Access Point A - Option 2
Design Vehicle Details

Drawn	TF	Checked	ADV	Approved	ADV
Original dwg. size	A3	Date	17/03/2025	Scale	NTS
Drawing Status	Information	Drawing Number	GB01T24G63/2001/1/VEH001	Rev.	A



Indicative internal track alignment.

Notes:

1. Do not scale from drawing.
2. All dimensions in metres unless otherwise stated.
3. Please note that marked service locations are indicative only and should be confirmed by topographical survey.



Key:

- Blade Transporter Vehicle Outline
- Blade Outline
- Over-run envelope of tractor and trailer wheels
- Over-sail envelope being swept by trailer and trailer bed
- Over-sail envelope being swept by blade path

Rev.	Date	Revision details	Drawn	Checked	Approved

© This drawing is the property of SYSTRA Limited and the information can only be reproduced with their prior permission.



www.systra.com/uk

18 Charlotte Square,
Edinburgh,
EH2 4DF

T 0131 460 1847
E scotland@systra.co.uk

Client

3R Energy

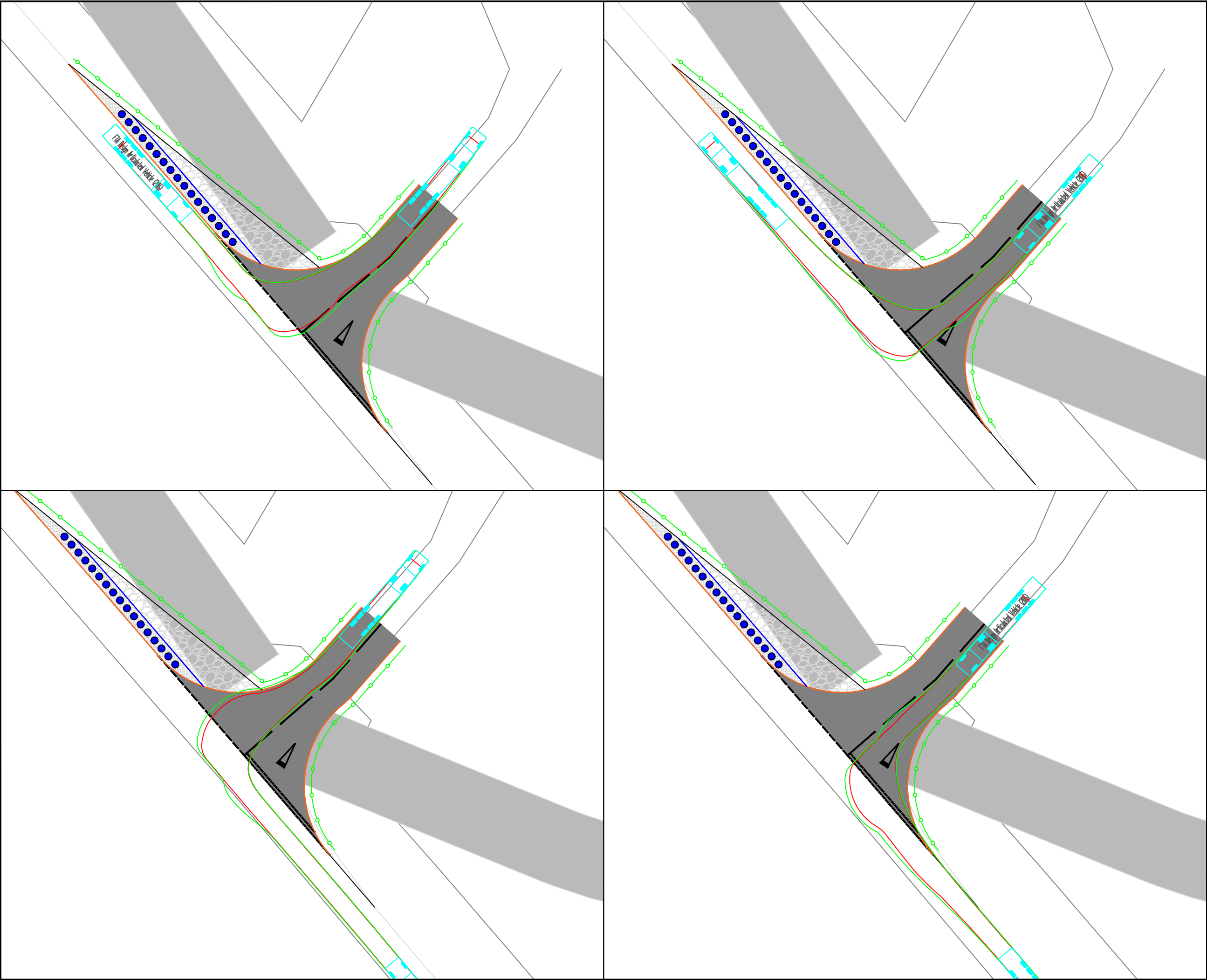
Project

Hagshaw Energy Cluster
Western Expansion

Title

Preliminary Site Access Design
Site Access Point A - Option 2
Swept Path Assessment - 80.5m Blade

Drawn	TF	Checked	ADV	Approved	ADV
Original dwg. size	A3	Date	17/03/2025	Scale	1:500
Drawing Status	Information	Drawing Number	GB01T24G63/2001/I/SPA001	Rev.	A



Notes:

- Do not scale from drawing.
- All dimensions in metres unless otherwise stated.
- Please note that marked service locations are indicative only and should be confirmed by topographical survey.

Key:

- Vehicle Outline
- Over-run envelope of tractor and trailer wheels
- Over-sail envelope being swept by trailer and trailer bed

Rev. Date Revision details Drawn Checked Approved

© This drawing is the property of SYSTRA Limited and the information can only be reproduced with their prior permission.

SYSTRA
www.systra.com/uk

19 Charlotte Square,
Edinburgh,
EH2 4DF

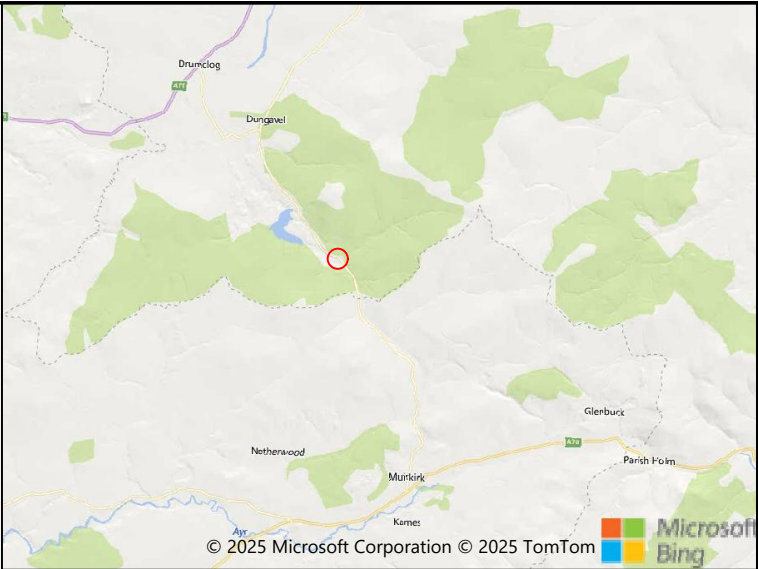
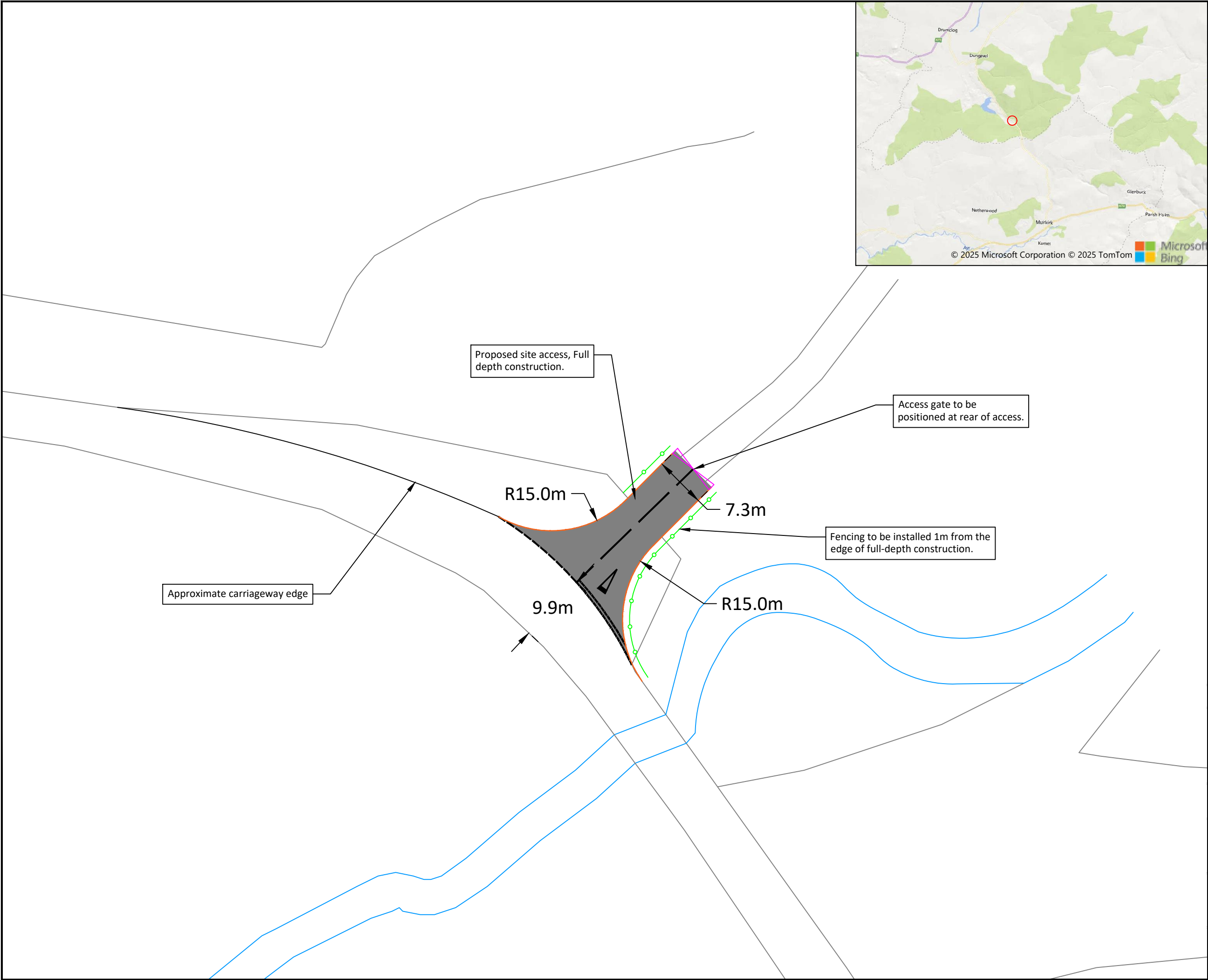
T 0131 460 1847
E scotland@systra.co.uk

Client
3R Energy

Project
Hagshaw Energy Cluster
Western Expansion

Title
Preliminary Site Access Design
Site Access Point A - Option 2
Swept Path Assessment - Maximum Legal HGV

Drawn TF	Checked ADV	Approved ADV
Original dwg. size A3	Date 17/03/2025	Scale 1:500
Drawing Status Information	Drawing Number GB01T24G63/2001/1/SPA002	Rev. A



Notes:

- Do not scale from drawing.
- All dimensions in metres unless otherwise stated.
- Please note that marked service locations are indicative only and should be confirmed by topographical survey.

Key:

- Proposed Full Depth Construction
- Proposed Bullnose Kerb
- Access Gate
- Fencing

Rev.	Date	Revision details	Drawn	Checked	Approved

© This drawing is the property of SYSTRA Limited and the information can only be reproduced with their prior permission.

SYSTRA
www.systra.com/uk

18 Charlotte Square,
Edinburgh,
EH2 4DF

T 0131 460 1847
E scotland@systra.co.uk

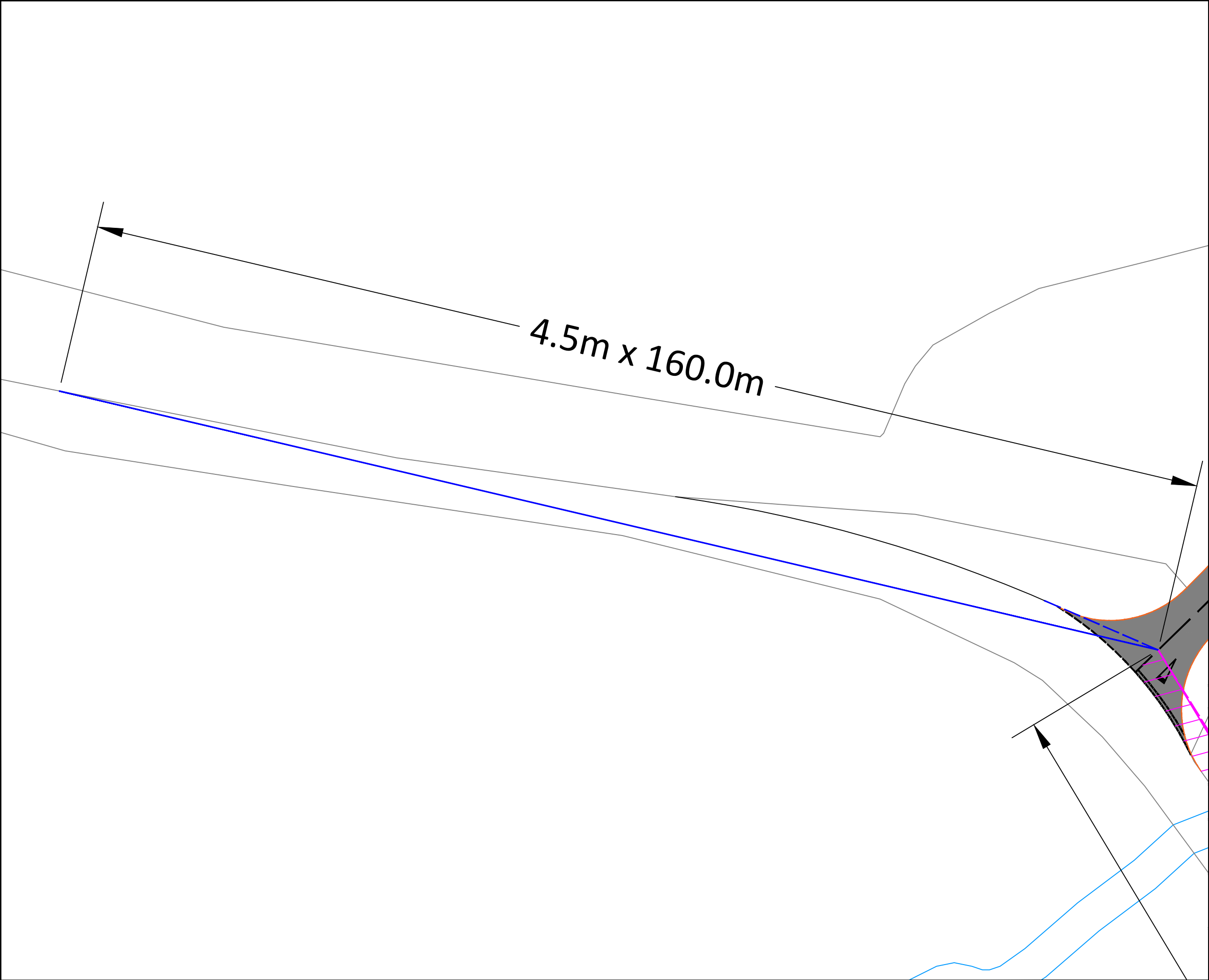
Client
3R Energy

Project
Hagshaw Energy Cluster
Western Expansion

Title
Preliminary Site Access Design
Site Access Point B
General Layout

Drawn	Checked	Approved
TF	ADV	ADV
Original dtd. size A3	Date 17/03/2025	Scale 1:500

Drawing Status	Drawing Number	Rev.
Information	GB01T24G63/2001/I/GL003	-



Notes:

- Do not scale from drawing.
- All dimensions in metres unless otherwise stated.
- Please note that marked service locations are indicative only and should be confirmed by topographical survey.

Key:

- Visibility to the west splay
- Additional splay tangent to edge of carriageway
- Visibility to the west envelope

Rev.	Date	Revision details	Drawn	Checked	Approved

© This drawing is the property of SYSTRA Limited and the information can only be reproduced with their prior permission.

SYSTRA
www.systra.com/uk

19 Charlotte Square,
Edinburgh,
EH2 4DF

T 0131 460 1847
E scotland@systra.co.uk

Client

3R Energy

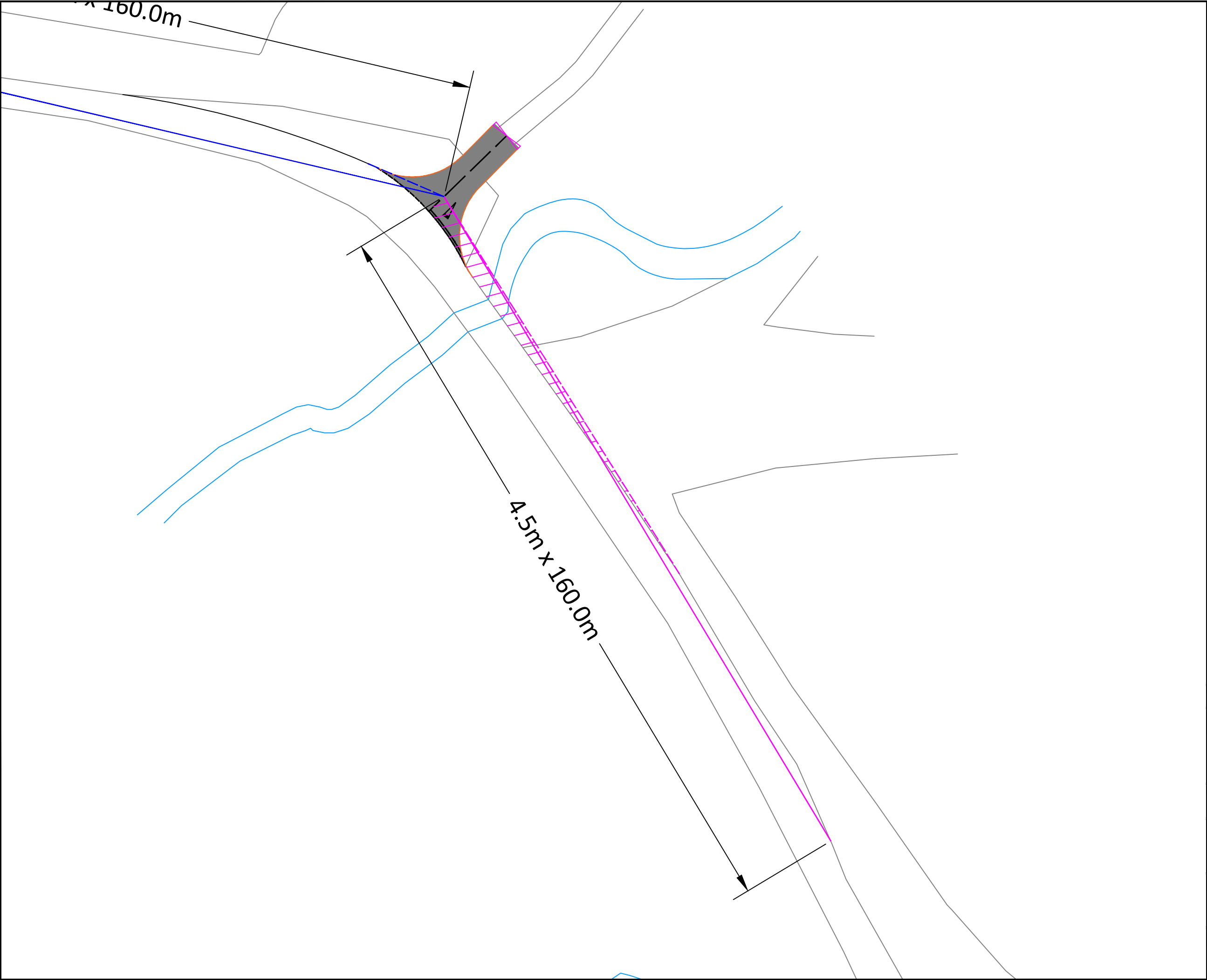
Project

Hagshaw Energy Cluster
Western Expansion

Title

Preliminary Site Access Design
Site Access Point B
Visibility to the West

Drawn	TF	Checked	ADV	Approved	ADV
Original dwg. size	A3	Date	17/03/2025	Scale	1:500
Drawing Status	Information		Drawing Number	GB01T24G63/2001/I/VBS005	Rev.
					-



Notes:

- Do not scale from drawing.
- All dimensions in metres unless otherwise stated.
- Please note that marked service locations are indicative only and should be confirmed by topographical survey.

Key:

- Visibility to the south splay
- Additional splay tangent to edge of carriageway
- Visibility to the south envelope

Rev.	Date	Revision details	Drawn	Checked	Approved

© This drawing is the property of SYSTRA Limited and the information can only be reproduced with their prior permission.

SYSTRA
www.systra.com/uk

19 Charlotte Square,
Edinburgh,
EH2 4DF

T 0131 460 1847
E scotland@systra.co.uk

Client

3R Energy

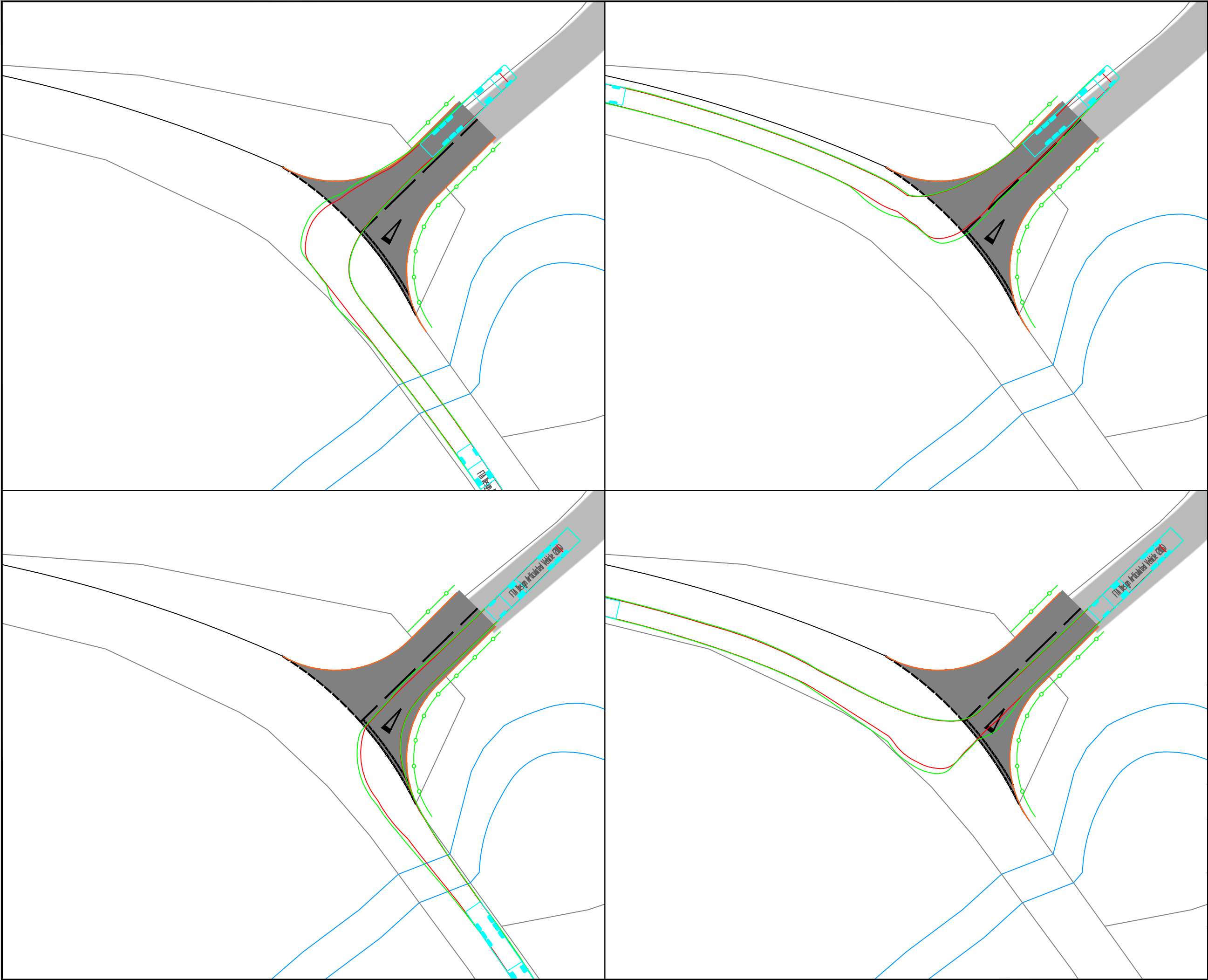
Project

Hagshaw Energy Cluster
Western Expansion

Title

Preliminary Site Access Design
Site Access Point B
Visibility to the South

Drawn	TF	Checked	ADV	Approved	ADV
Original dtp. size	A3	Date	17/03/2025	Scale	1:750
Drawing Status	Information		Drawing Number	GB01T24G63/2001/I/VBS006	Rev.
					-



Notes:

- Do not scale from drawing.
- All dimensions in metres unless otherwise stated.
- Please note that marked service locations are indicative only and should be confirmed by topographical survey.

Key:

- Vehicle Outline
- Over-run envelope of tractor and trailer wheels
- Over-sail envelope being swept by trailer and trailer bed

FTA Design Articulated Vehicle (2016)
Overall Length 13.61m
Overall Width 2.53m
Overall Body Height 3.87m
Min Bpdy Ground Clearance 0.515m
Max track width 2.470m
Lock to lock time 5.00s
Kerb to Kerb Turning Radius 6.600m

Rev.	Date	Revision details	Drawn	Checked	Approved

© This drawing is the property of SYSTRA Limited and the information can only be reproduced with their prior permission.

www.systra.com/uk

19 Charlotte Square,
Edinburgh,
EH2 4DF

T 0131 460 1847
E scotland@systra.co.uk

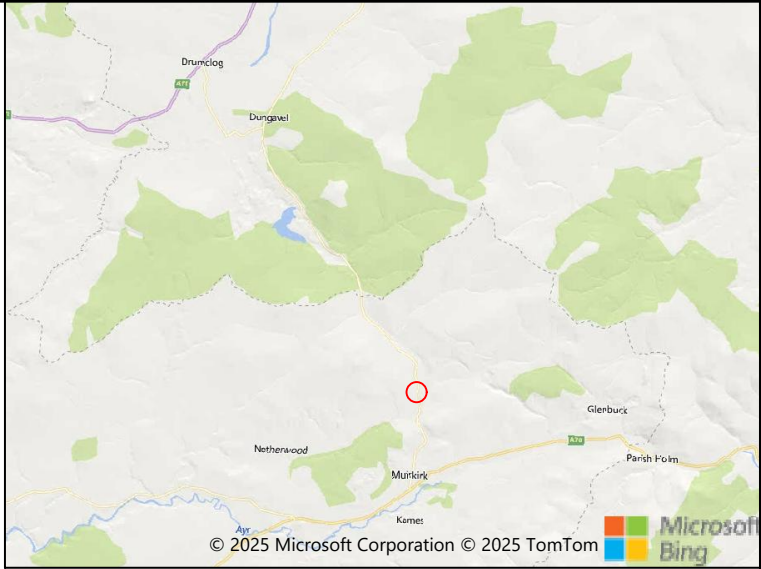
Client
3R Energy

Project
Hagshaw Energy Cluster
Western Expansion

Title
Preliminary Site Access Design
Site Access Point B
Swept Path Assessment - Maximum Legal HGV

Drawn	Checked	Approved
TF	ADV	ADV
Original dtp. size A3	Date 17/03/2025	Scale 1:500
Drawing Status Information		Rev. -

Drawing Number
GB01T24G63/2001/SPA005



Notes:

1. Do not scale from drawing.
2. All dimensions in metres unless otherwise stated.
3. Please note that marked service locations are indicative only and should be confirmed by topographical survey.

Key:

- Proposed Full Depth Construction
- Proposed Bullnose Kerb
- Access Gate
- Fencing

Rev.	Date	Revision details	Drawn	Checked	Approved

© This drawing is the property of SYSTRA Limited and the information can only be reproduced with their prior permission.

www.systra.com/uk

19 Charlotte Square,
Edinburgh,
EH2 4DF

T 0131 460 1847
E scotland@systra.co.uk

Client

3R Energy

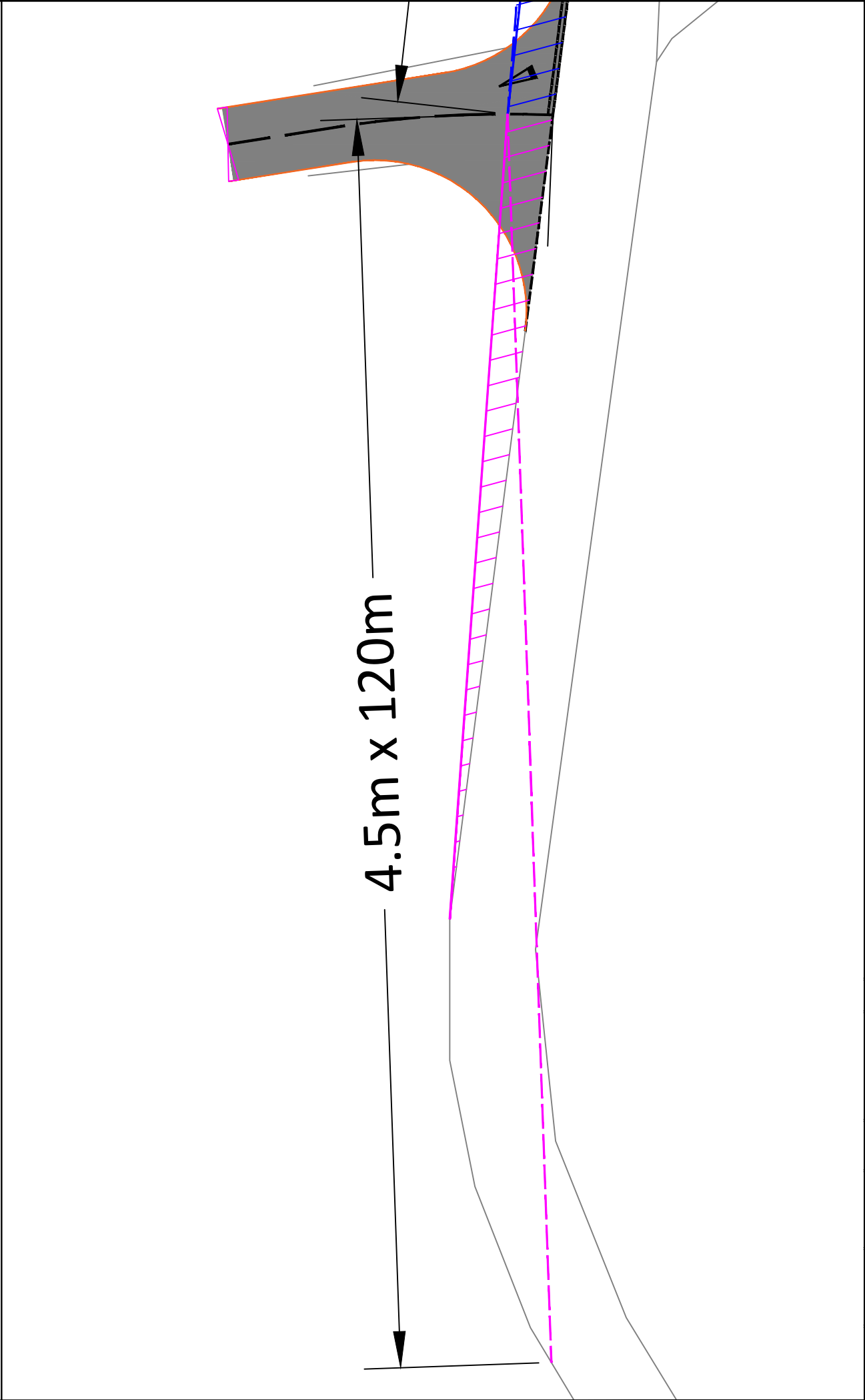
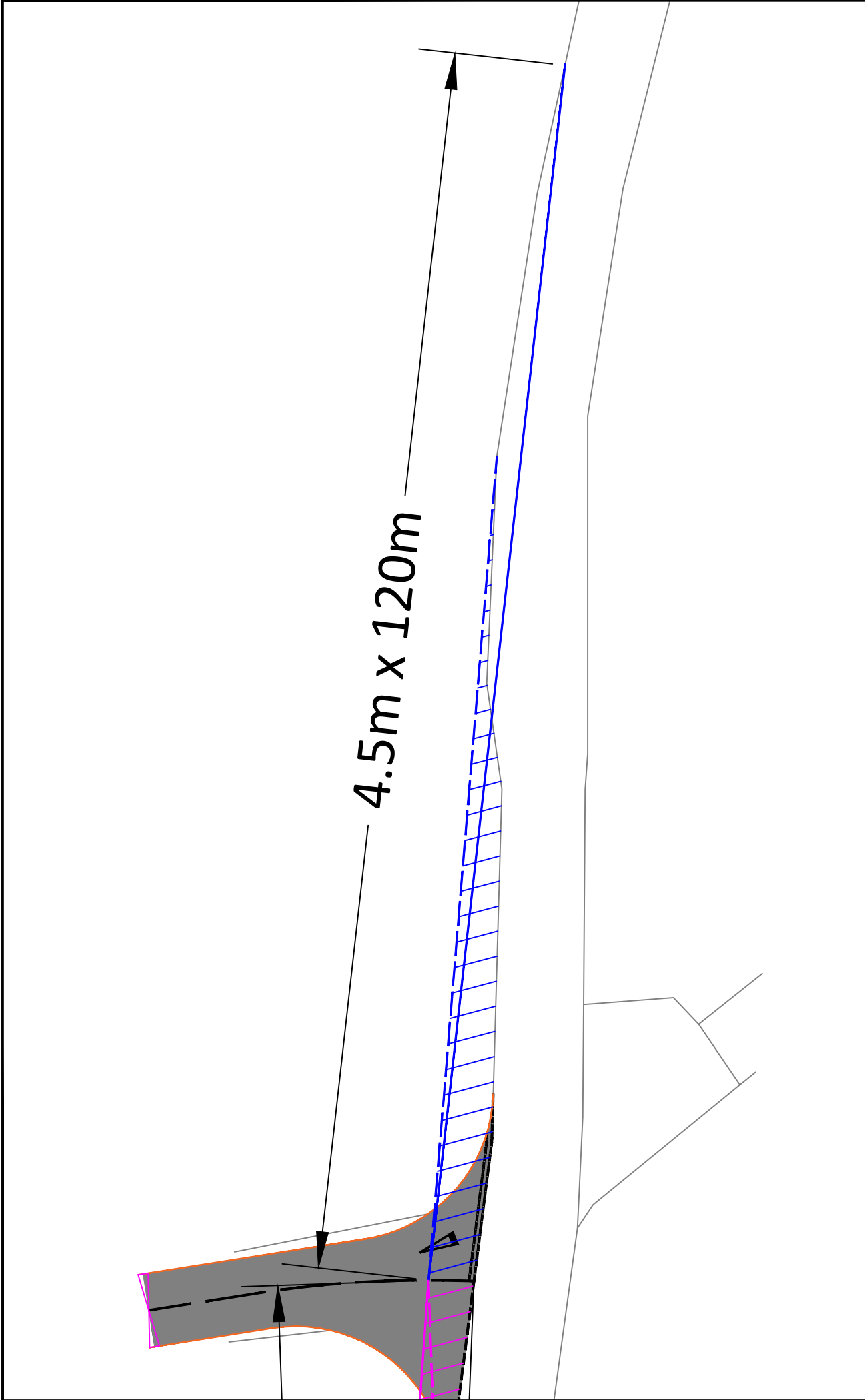
Project

Hagshaw Energy Cluster
Western Expansion

Title

Preliminary Site Access Design
Site Access Point C
General Layout

Drawn	Checked	Approved
TF	ADV	ADV
Original dwg. size	Date	Scale
A3	17/03/2025	1:500
Drawing Status	Drawing Number	Rev.
Information	GB01T24G63/2001/I/GL004	-



Notes:

1. Do not scale from drawing.
2. All dimensions in metres unless otherwise stated.
3. Please note that marked service locations are indicative only and should be confirmed by topographical survey.

Key:

- Visibility to the north splay
- - - Additional splay tangent to edge of carriageway
- ▨ Visibility to the north envelope
- Visibility to the south splay
- - - Additional splay tangent to edge of carriageway
- ▨ Visibility to the south envelope

Rev.	Date	Revision details	Drawn	Checked	Approved

© This drawing is the property of SYSTRA Limited and the information can only be reproduced with their prior permission.

SYSTRA
www.systra.com/uk

19 Charlotte Square,
Edinburgh,
EH2 4DF

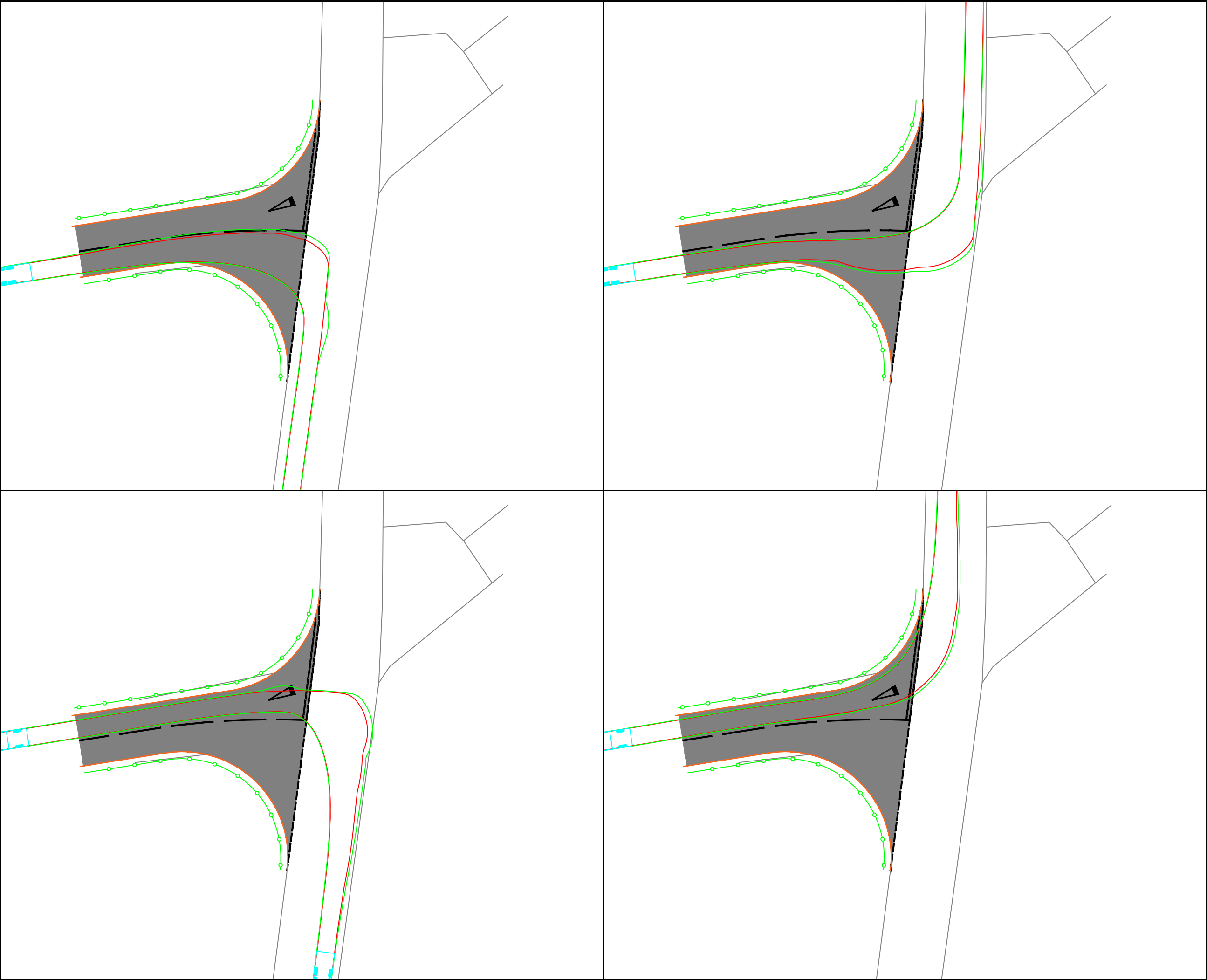
T 0131 460 1847
E scotland@systra.co.uk

Client
3R Energy

Project
Hagshaw Energy Cluster
Western Expansion

Title
Preliminary Site Access Design
Site Access Point C
Visibility to the North and South

Drawn	Checked	Approved
TF	ADV	ADV
Original dtp. size A3	Date 17/03/2025	Scale 1:500
Drawing Status Information	Drawing Number GB01T24G63/2001/I/VBS007	Rev. -



Notes:

- Do not scale from drawing.
- All dimensions in metres unless otherwise stated.
- Please note that marked service locations are indicative only and should be confirmed by topographical survey.

Key:

- Vehicle Outline
- Over-run envelope of tractor and trailer wheels
- Over-sail envelope being swept by trailer and trailer bed

FTA Design Articulated Vehicle (2016)

Overall Length	13.61m
Overall Width	2.53m
Overall Body Height	3.87m
Min Bpdy Ground Clearance	0.515m
Max Track Width	2.470m
Lock to lock time	5.00s
Kerb to Kerb Turning Radius	6.600m

Rev.	Date	Revision details	Drawn	Checked	Approved

© This drawing is the property of SYSTRA Limited and the information can only be reproduced with their prior permission.

www.systra.com/uk

19 Charlotte Square,
Edinburgh,
EH2 4DF

T 0131 460 1847
E scotland@systra.co.uk

Client

3R Energy

Project

Hagshaw Energy Cluster
Western Expansion

Title

Preliminary Site Access Design
Site Access Point C
Swept Path Assessment - Maximum Legal HGV

Drawn	TF	Checked	ADV	Approved	ADV
Original dwg. size	A3	Date	17/03/2025	Scale	1:500
Drawing Status	Information	Drawing Number	GB01T24G63/2001/1/SPA006	Rev.	-